

**MODUL PENINGKATAN PRESTASI MURID TINGKATAN 5**  
**TAHUN 2025**

---

**BAHASA INGGERIS**  
**KERTAS 3**  
**SET 3**

---

**UJIAN BERTUTUR**  
**NASKHAH PENTAKSIR**

## General questions

## Part 1

3 - 4 minutes

## Phase 1

## Interlocutor

Good morning/ afternoon.

I'm... and this is my colleague... He'll/ She'll just listen to us.

First of all, we'd like to know something about you.

## Main questions

## Back-up prompts

Candidate A What's your name?

Should I call you...?

Thank you

Candidate B And, what's your name?

Thank you

Candidate A Where do you live?

Do you live in...?

Candidate B How do you come to school?

Do you come to school by...?

Thank you.

## Phase 2

## Interlocutor

Now, I'm going to ask you about **your favourite gadget**.

Select **two** questions from the list to ask the candidates.

**Use candidates' names throughout.**

## Main question

## Back-up prompts

1 Do you own any personal gadget?

Do you have any smartphone or tablet?

2 Where did you get it from?

Who gave it to you?

3 What do you use your gadget for?

What do you usually use your smartphone for?

4 What are some other gadgets that you know?

Can you name some other gadgets?

Thank you.





**Natural disaster**  
**An unexpected journey**

**Part 2**  
**3-4 minutes**

<b>Interlocutor</b>	<p>In this part of the test, I'm going to give each of you a topic and I'd like you to talk about it on your own for about a minute. You also need to answer a question briefly about your partner's topic.</p> <p>(Candidate A), it's your turn first. Here's your task. <i>Place <b>Part 2</b> booklet, open at <b>Task 2A</b>, in front of Candidate A.</i></p> <p>I'd like you to <b>talk about a natural disaster that you know</b>. First, you have some time to think about what you're going to say.</p>
<b>Candidate A</b> ⌚ approx. 20 seconds	<i>Allow candidate 20 seconds to prepare.</i>
<b>Interlocutor</b>	All right? You may start now.
<b>Candidate A</b> ⌚ 1 minute	<p>.....</p> <p><i>Back-up prompts to be used if necessary. Use the prompts below. [the oblique '/' is included to make it as a choice.]</i></p>
	<b>What can you say about this point? Tell me about .... (e.g. Tell me about this point.)</b>
<b>Interlocutor</b>	<p>Thank you.</p> <p>(Candidate B), <b>what are the natural disasters that you know?</b></p>
<b>Candidate B</b> ⌚ approx. 20 seconds	.....
<b>Interlocutor</b>	<p>Thank you. (Candidate A) Can I have the booklet, please?</p> <p><i>Retrieve <b>Part 2</b> booklet.</i></p> <p><i>Place <b>Part 2</b> booklet, open at <b>Task 2B</b>, in front of Candidate B.</i></p> <p>Now, (Candidate B), here's your task. I'd like you to <b>talk about an unexpected journey you experienced</b>. First, you have some time to think about what you're going to say.</p>
<b>Candidate B</b> ⌚ approx. 20 seconds	<i>Allow candidate 20 seconds to prepare.</i>
<b>Interlocutor</b>	All right? You may start now.
	.....
<b>Candidate B</b> ⌚ 1 minute	<p><i>Back-up prompts to be used if necessary. Use the prompts below. [the oblique '/' is included to make it as a choice.]</i></p>
	<b>What can you say about this point? Tell me about .... (e.g. Tell me about this point.)</b>
<b>Interlocutor</b>	<p>Thank you.</p> <p>(Candidate A), <b>have you ever experienced a journey that did not go as planned?</b></p>
<b>Candidate A</b> ⌚ approx. 20 seconds	.....
<b>Interlocutor</b>	<p>Thank you. (Candidate B) Can I have the booklet, please?</p> <p><i>Retrieve <b>Part 2</b> booklet.</i></p>

## Smart traveller

Part 3  
4-5 minutes

<b>Interlocutor</b>	Now, I'd like you to talk about something together for about three minutes. The task will have two parts. In the first part, you will discuss something <b>with each other</b> for about two minutes. Then, in the second part, you will have another minute to make a decision together. All right? Let's begin with the discussion task.
<b>Candidates A&amp;B</b>  approx. 20 seconds  <b>Interlocutor</b>	<b>Travelling is a great way to relax yourself.</b> <i>Place Part 3 booklet, open at Task 3, in front of the candidates.</i> <b>Here are some ways for you to have a good travelling experience</b> and there's a question for you to discuss. First, you have some time to look at the task.  <i>Allow candidates 20 seconds to prepare.</i>  Now, talk to each other about the <b>ways to be a smart traveller.</b>
<b>Candidates A&amp;B</b>  2 minutes	..... <i>Back-up prompts to be used if necessary:</i> <b>What do you think</b> (candidate name)? / <b>What about this</b> ( <i>pointing to option</i> )?
<b>Interlocutor</b>	Thank you. Now you have about a minute to <b>decide together</b> which is the <b>best way to be a smart traveller.</b>
<b>Candidates A&amp;B</b>  1 minute	.....
<b>Interlocutor</b>	Thank you. Can I have the booklet, please? <i>Retrieve Part 3 booklet.</i>  You've been talking about reasons for students to get involved in sports, now let's hear your opinion on this.  <b>"The government should place greater emphasis on local tourism."</b>  <div style="border: 1px solid black; padding: 10px; margin: 10px auto; width: fit-content;"> <p><i>Select any of the following prompts as appropriate:</i></p> <ul style="list-style-type: none"> <li>• <b>What do you think?</b></li> <li>• <b>Do you agree?</b></li> <li>• <b>How about you?</b></li> </ul> </div>
<b>Candidates A&amp;B</b>  2 minutes	.....
<b>Interlocutor</b>	Thank you, ( <i>Candidate A and Candidate B</i> ). That's the end of the Speaking test.

## **Natural disaster**

**Talk about a natural disaster that you know.**

**You should say:**

- what the disaster is
- where and when it happened
- how it affected you or others
- whether it is important to take action to reduce natural disasters (why/why not)

## **An unexpected journey**

**Talk about an unexpected journey you experienced.**

**You should say:**

- where you had to go
- why you had to go there
- how you handled the situation
- whether you should have backup plans (why/why not)



